

The background features a white space with several colorful circles and dashed lines. In the top left, there is a large teal circle with a white center, a smaller teal circle, and a dashed teal circle. In the top right, there is a large lime green circle, a smaller green circle, and a dashed green circle. In the bottom left, there is a large green circle with a white center, a smaller orange circle, and a dashed yellow circle. In the bottom right, there is a large yellow circle, a smaller orange circle, and a small pink circle. A dashed blue line curves around the central text.

# How to Submit Your Work on Google Classroom

Stream

Classwork

People

8 English Y



**1.** Click on 'Classwork'.

The screenshot shows a Google Classroom interface. At the top, there are navigation tabs for 'Stream', 'Classwork', and 'People', with 'Classwork' selected. Below the tabs, there are utility links: 'View your work', 'Google Calendar', and 'Class Drive folder'. The main heading is '1. Shakespeare's Supernatural World'. On the left, there is a sidebar with 'All topics' and a list item '1. Shakespeare's Su...'. The assignment card is titled 'English Assessment 1: Interview with Shake...' and is due on 'Mar 26, 9:51 AM'. It was posted at '10:30 AM' and is marked as 'Assigned'. The instructions are: 'Submit your final interview script with Shakespeare here.' and 'Make sure it's submitted by Thursday, 26 March, 9:51 AM (end of Period 1)'. At the bottom of the card, the 'View assignment' link is circled in red.

Stream Classwork People

View your work Google Calendar Class Drive folder

All topics

1. Shakespeare's Su...

## 1. Shakespeare's Supernatural World

English Assessment 1: Interview with Shake... Due Mar 26, 9:51 AM

Posted 10:30 AM Assigned

Submit your final interview script with Shakespeare here.

Make sure it's submitted by Thursday, 26 March, 9:51 AM (end of Period 1).

[View assignment](#)

**2.** Click on 'View assignment'.



Due Mar 26, 9:51 AM

## English Assessment 1: Interview with Shakespeare

20 points

10:30 AM

Submit your final interview script with Shakespeare here.

Make sure it's submitted by Thursday, 26 March, 9:51 AM (end of Period 1).

### Class comments



Add class comment...



### Your work

Assigned

✓ Originality reports available

+ Add or create

Mark as done

### Private comments



Add private comment...



**3.** Click on 'Add or create'.

If your work is on your computer or USB:



Due Mar 26, 9:51 AM

## English Assessment 1: Interview with Shakespeare

20 points

10:30 AM

Submit your final interview script with Shakespeare here.

Make sure it's submitted by Thursday, 26 March, 9:51 AM (end of Period 1).

### Class comments



Add class comment...



### Your work

Assigned

✓ Originality reports available

+ Add or create

Google Drive

Link

File

Create new

Docs

Slides

Sheets

Drawings

4. If your work is on your computer or USB, click 'File'.

## If your work is on your computer or USB:

Insert files using Google Drive

x

Recent

**Upload**

My Drive

Starred

Drag files here

— OR —

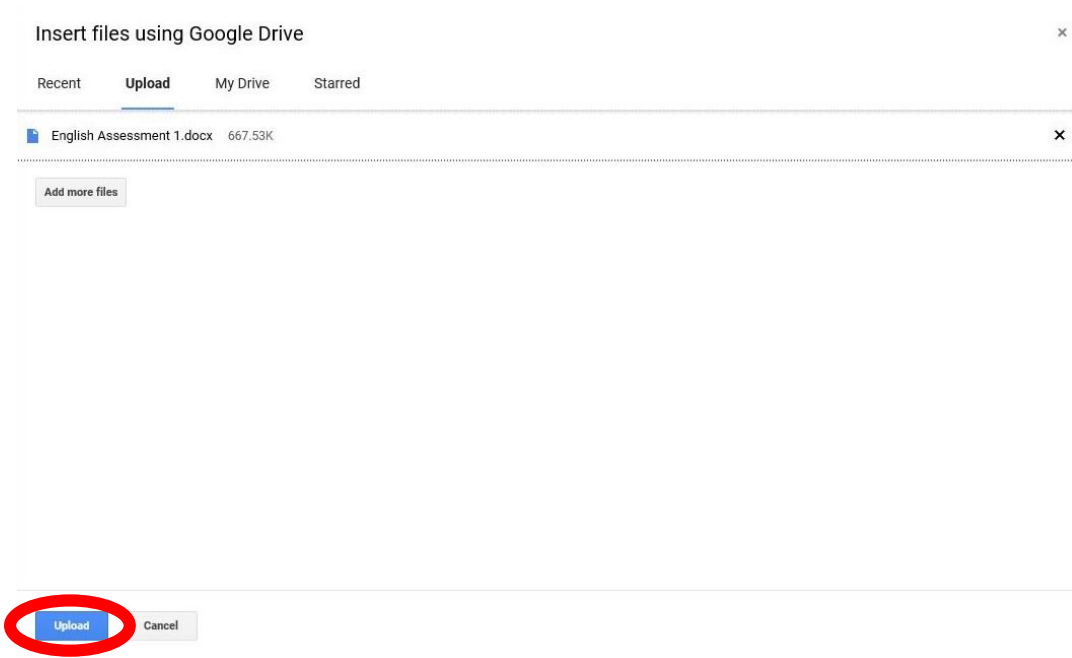
Select files from your device

Upload

Cancel

**5.** Drag 'n' drop your file OR click on 'Select files from your device'.

## If your work is on your computer or USB:



**6.** Click 'Upload'.

## If your work is on your Google Drive:

The screenshot shows a Google Classroom assignment page. At the top, a green banner reads 'If your work is on your Google Drive:'. Below this, the assignment details are shown: 'Due Mar 26, 9:51 AM', '20 points', and the title 'English Assessment 1: Interview with Shakespeare'. The submission time is '10:30 AM'. The instructions state: 'Submit your final interview script with Shakespeare here.' and 'Make sure it's submitted by Thursday, 26 March, 9:51 AM (end of Period 1)'. There is a 'Class comments' section with a text input field and a submit button. On the right side, a 'Your work' panel is open, showing 'Assigned' status and 'Originality reports available'. Below this is a '+ Add or create' button. A dropdown menu is open from this button, with 'Google Drive' highlighted by a red circle. Other options in the menu include 'Link', 'File', 'Docs', 'Slides', 'Sheets', and 'Drawings'.

Due Mar 26, 9:51 AM

20 points

### English Assessment 1: Interview with Shakespeare

10:30 AM

Submit your final interview script with Shakespeare here.

Make sure it's submitted by Thursday, 26 March, 9:51 AM (end of Period 1).

**Class comments**

Add class comment...

**Your work** Assigned

✓ Originality reports available

+ Add or create

- Google Drive
- Link
- File

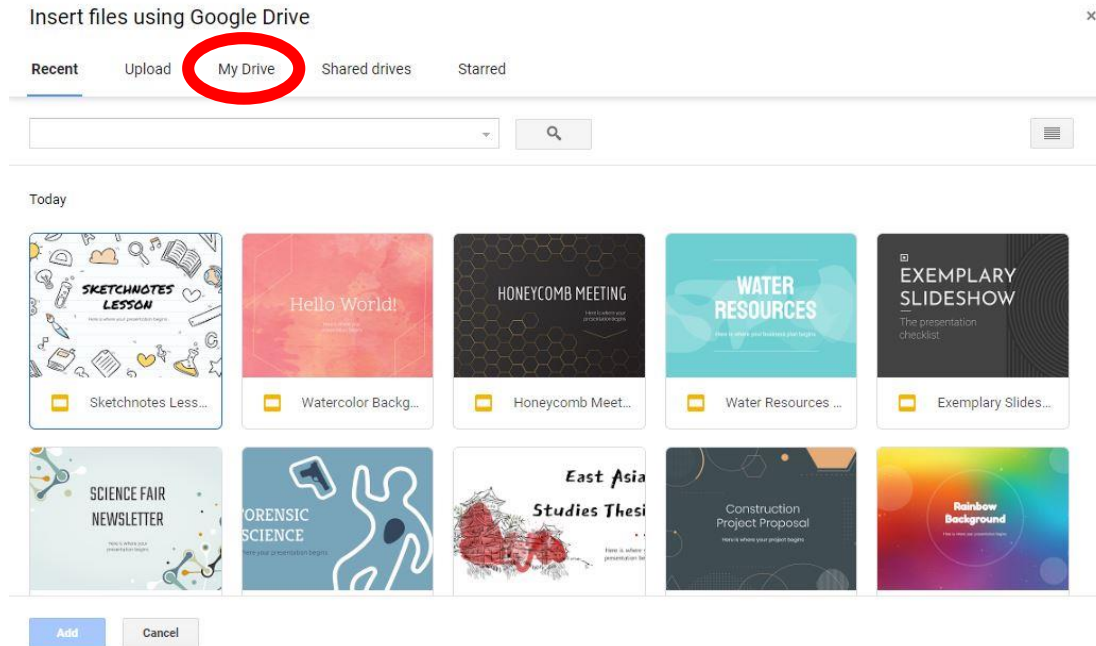
Create new

- Docs
- Slides
- Sheets
- Drawings

**7.** If your work is on your Google Drive, click 'Google Drive'.

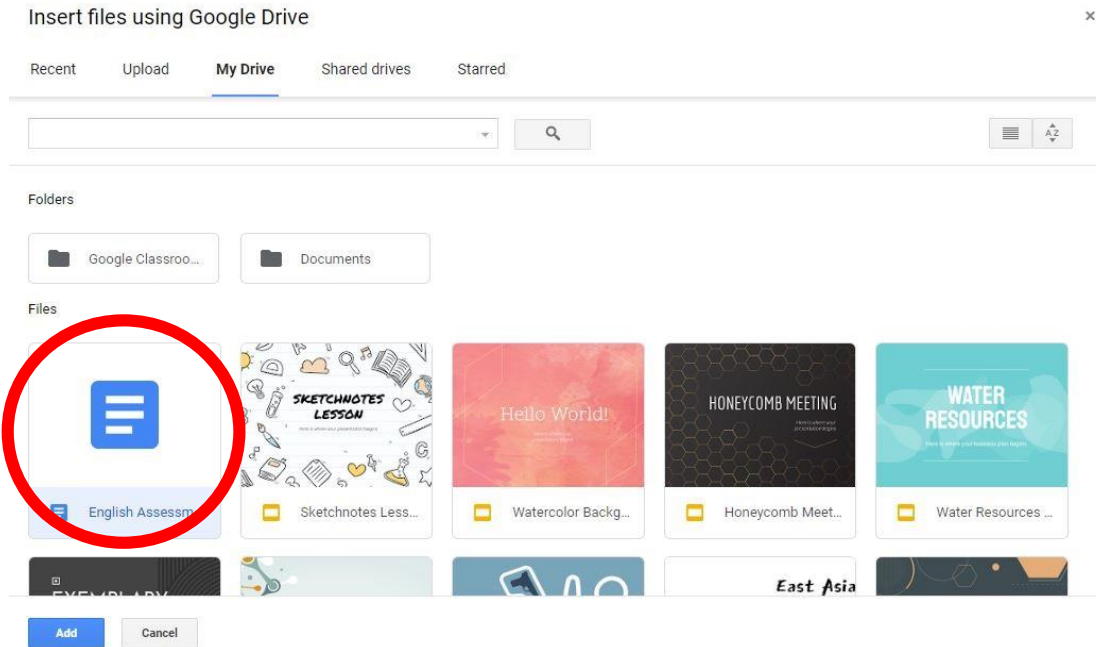


# If your work is on your Google Drive:



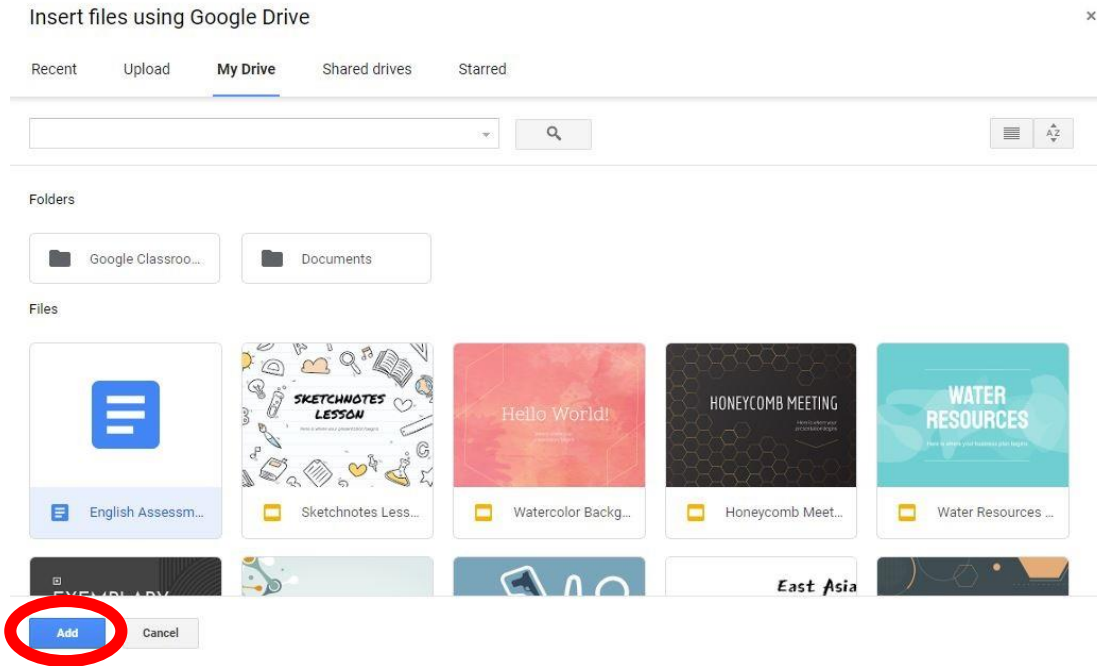
**8.** Click on 'My Drive'.

# If your work is on your Google Drive:



**9.** Select the file you want to submit.

# If your work is on your Google Drive:



**10.** Click 'Add'.



Due Mar 26, 9:51 AM

## English Assessment 1: Interview with Shakespeare

20 points

10:30 AM

Submit your final interview script with Shakespeare here.

Make sure it's submitted by Thursday, 26 March, 9:51 AM (end of Period 1).

### Class comments



Add class comment...



### Your work

Assigned

English Assesmen...  
Word



+ Add or create

Turn in

### Private comments



Add private comment...



**11.** Click 'Turn in'.

You're done!

